

A Additional function

Setting up

During the settings, the time between two operation must be shorter than 10s, otherwise it will quit the setting

After matching code for new emitter, it will clear all the data in receiver.



$T > 10s$



Beep once

$T < 4s$



Beep once



Beep once



$Up \times 1$

Beep 3 times

OK

Set up is ok.
The up button control the motor clockwise.

$Down \times 1$

Beep 3 times

OK

Set up is ok.
The down button control the motor clockwise.


A Additional function

Add Emitter


During the settings, the time between two operation must be shorter than 10s, otherwise it will quit the setting



Emitter a is the one already passed matching code, emitter b is the one has not



Beep once



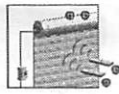
Beep once



Beep 3 times

OK

Emitter adding is ok



A Additional function

Light adjust function


During the settings, the time between two operation must be shorter than 10s, otherwise it will quit the setting



Repeat setting, function is cancelled



Beep once



Beep once



Beep 3 times

OK

The light adjust function is ok

A Additional function

Run for hint


During the settings, the time between two operation must be shorter than 10s, otherwise it will quit the setting



Repeat setting, function is cancelled



Beep once



Beep once



Beep 3 times

run for hint

OK

The run for hint function is ok

A Additional function

Cancel emitter

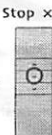
During the settings, the time between two operation must be shorter than 10s, otherwise it will quit the setting



Cancel emitter setting is to clear all the data in receiver



Beep once




Beep once



Beep 3 times

OK

Cancelling is ok



DC50B

Receiver Specification

Version NO. : A/00

T Receiver specification

Technical support



DC50B receiver

Maximum output power: 500W
 One DC50B receiver can store maximum 20 emitter channels. If there are already 20 channels, it will take turns to Cover the last channel.



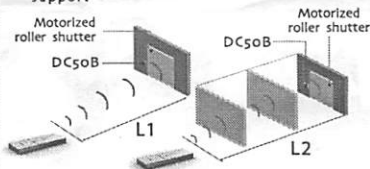
- ① When emitter is under group control, match code will be invalid.
- ② When receiver is in dot-move mode, press up or down button within 2 seconds, motor will be controlled to operate in Dot-move mode; if keep pressing over 2 seconds, motor will continuously work.

T Control range

Technical support




Effective transmitting distance may have deviation due to actual environment



	L1 open	L2 partition	Emission frequency
120V/60Hz	200m	35m	433.92MHz / 868MHz

T Matchable emitter

Technical support



T Matchable motor

Technical support



DM45S

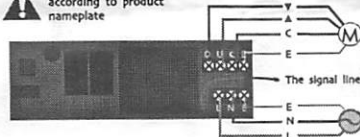


DC50B receiver

T Mode of connection


Technical support

120V/60Hz according to product nameplate



Black=Down
 Brown=Up
 Blue=Common
 Green/Yellow=Earth
 Blue=Neutral
 Green/Yellow=Earth
 Brown=Live

The best installation distance



- The shortest distance between receiver and ground >1.5m
- The shortest distance between receiver and roof >0.3m
- The shortest distance between receiver and receiver >0.2m